

2025 Hancock County

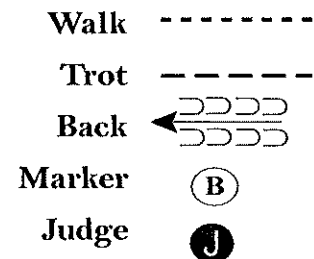
Showmanship (9 and under)

Show Date: 08-31-2025

Be ready at A.

1. Walk to B.
2. Trot to and around C to judge.
3. Stop and set up for inspection.
4. When dismissed back approximately one horse length.
5. Turn slightly right and walk away.

Follow the instructions of your ring steward.



[S/WT-39]

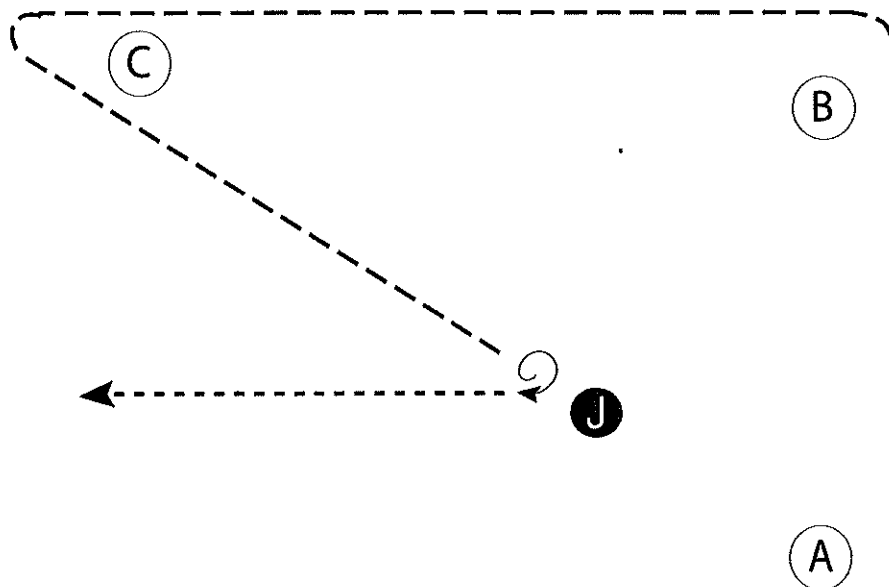
Pattern Provided by:

Kathy Melvin

2025 Hancock County

Showmanship (Classes 9, 10, 11)

Show Date: 08-31-2025



Be ready at A.

1. Walk to B.
2. At B, trot to and around C and to the judge.
3. Stop and set up for inspection.
4. When dismissed, turn 405 degrees and exit at a walk.

Walk	-----
Trot	- - - - -
Back	←
Marker	ⓑ
Judge	ⓐ

[S/WT-25]

Pattern Provided by:
Kathy Melvin

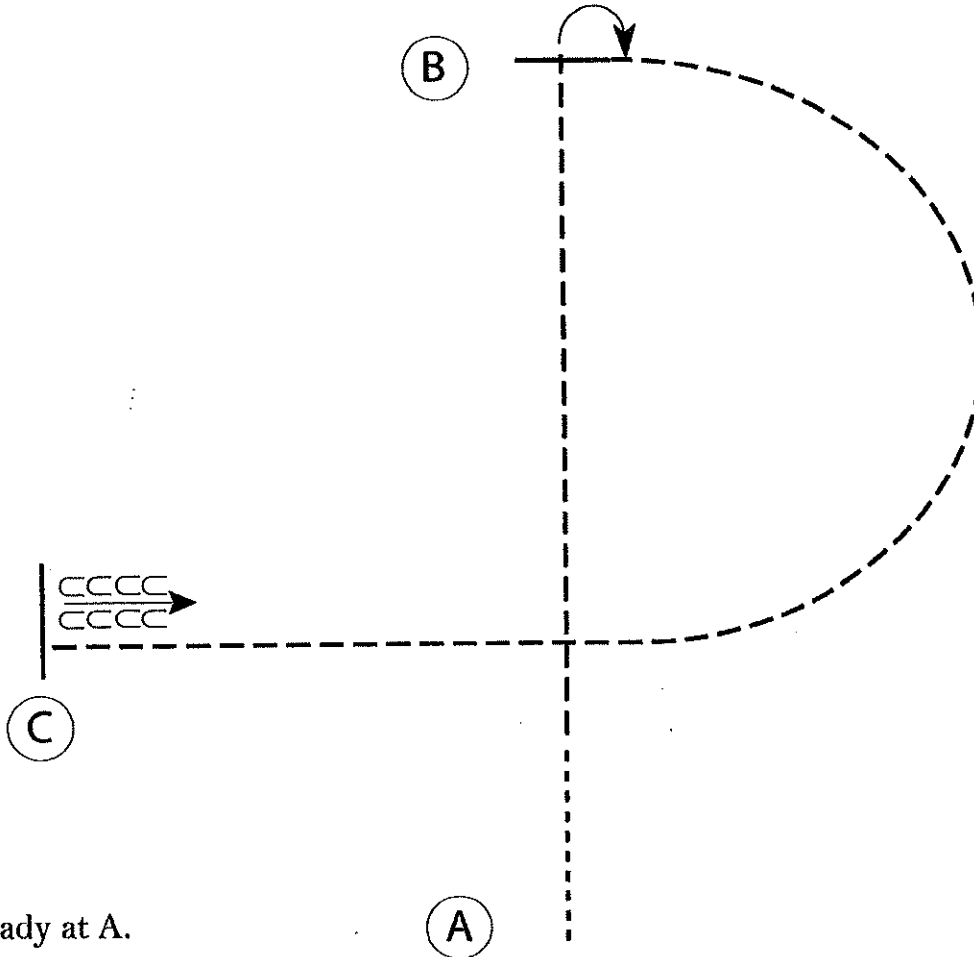
2025 Hancock County

W/T HMS or EQ (Classes 22 and 23)

Show Date: 08-31-2025

www.HorseShowPatterns.com

www.HorseShowPatterns.com



Be ready at A.

1. Walk from A until even with C.
2. Posting trot on the right diagonal to B. (*West Ext Jog*)
3. At B, stop and perform a 90 degree turn on the forehand to the right. (*West, 90 on hind qtr.*)
4. Posting trot on the left diagonal from B to C. (*west Jog*)
5. At C stop and back approximately one horse length.

Follow the instructions of your ring steward.

Walk	-----
Trot	-----
Extended Trot	-----
Canter	-----
Leg Yield	
Lead Change	---/---
Back	← CCCC
Marker	(B)
Sidepass	←-----→
Hand Gallop	-----

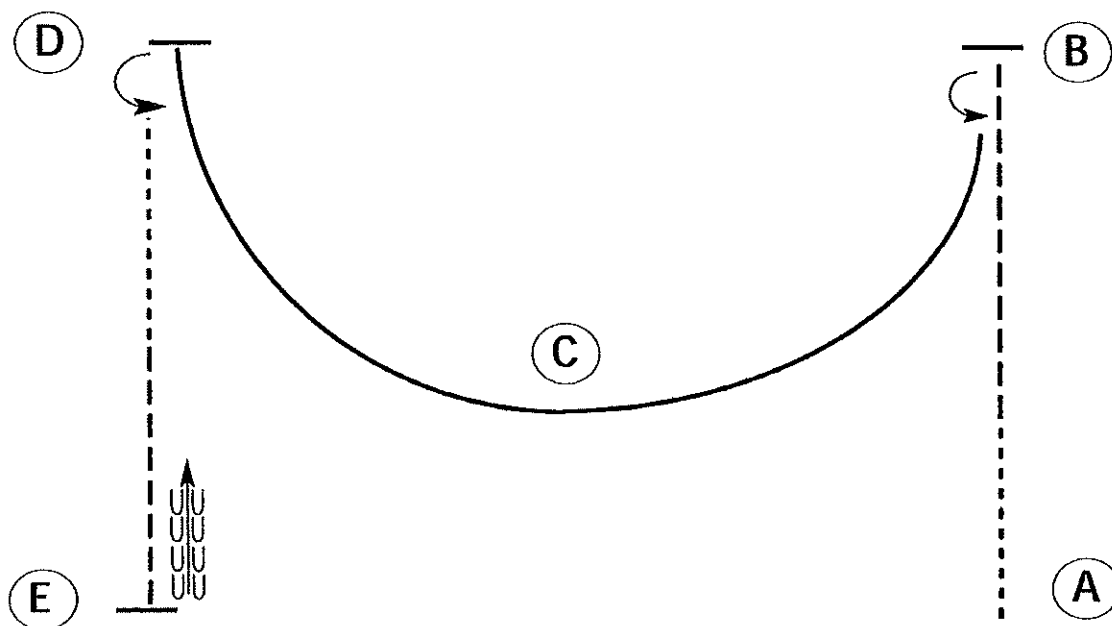
[HSE/WT-30]

Pattern Provided by:
Kathy Melvin

2025 Hancock County

Ranch Horsemanship (Classes 28, 29, 30)

Show Date: 08-31-2025



Be ready at A.

1. Walk approximately two strides from A.
2. Trot to B.
3. Stop and perform a 180 degree turn to the left.
4. Lope on the right lead around C and to D.
5. Stop and perform a 180 degree turn to the left.
6. Walk halfway to E.
7. ~~Walk~~ ^{Ext} to E, stop and back approximately one horse length.

Follow the instructions of your ring steward.

Walk	-----
Jog	- - - - -
Extended Jog	— — — —
Lope	=====
Leg Yield	
Lead Change	— / —
Back	← ← ← ← ←
Marker	(B)
Sidepass	← — — — — →

[WH/1-74]

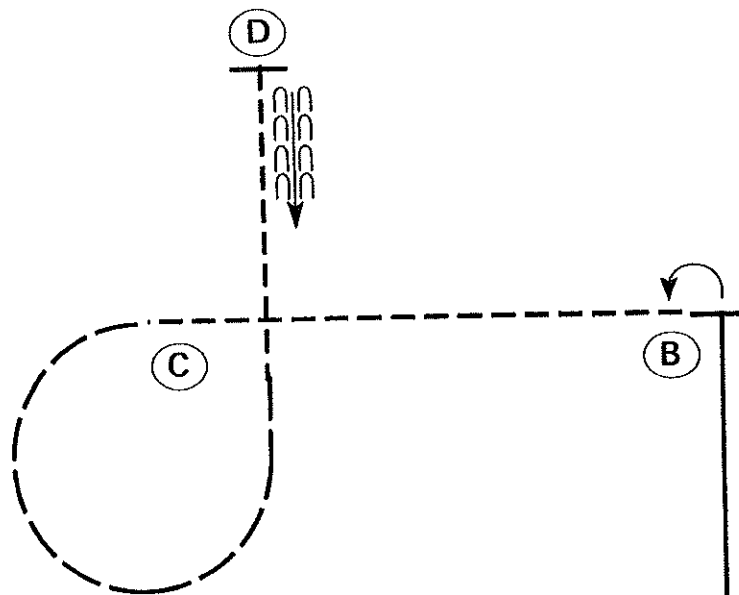
Pattern Provided by:

Kathy Melvin

2025 Hancock County

EQ/West HMS (Classes 35, 36, 37)

Show Date: 08-31-2025



Be ready before A.

1. Walk to A.
2. Lope on the left lead past B and stop.
3. Turn 1/4 turn to the left.
4. Jog from B to C.
5. Extend the jog in a circle around C. *Eng post correct diag*
6. Jog from C to D.
7. Stop at D and back approximately one horse length.

Follow the instructions of your ring steward.

Walk	-----
Jog	- - - - -
Extended Jog	- - - - -
Lope	=====
Leg Yield	
Lead Change	↗ ↘
Back	← u u u u
Marker	(B)
Sidepass	←-----→

[WH/1-67]

Pattern Provided by:
Kathy Melvin