

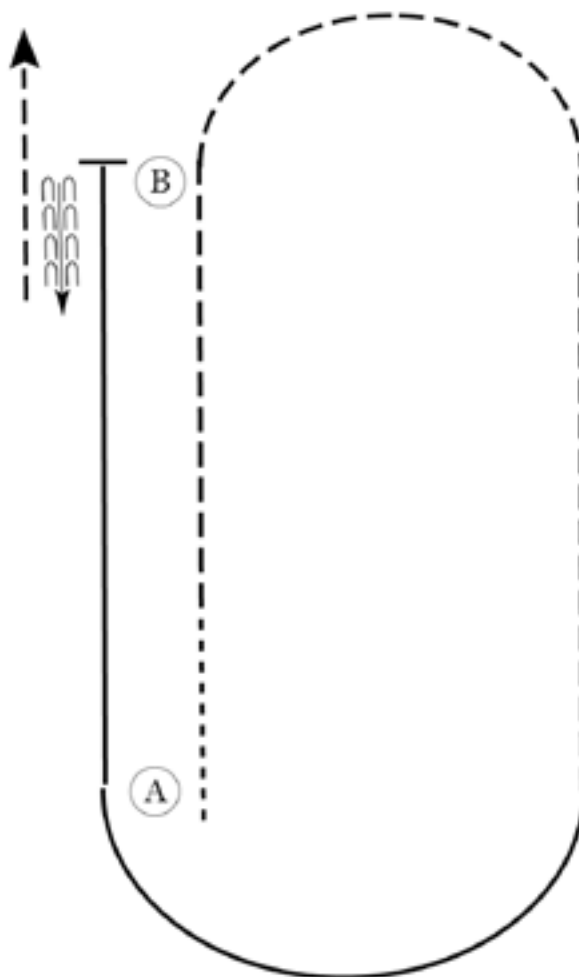
BWHA CLASSIC

Hunt Seat Equitation (L1 Amt, Amt Rookie, L1 YA, Rookie YA)

Show Date: 07-14-2023

w w w . H o r s e S h o w P a t t e r n s . c o m

w w w . H o r s e S h o w P a t t e r n s . c o m



Be ready at A.

1. Walk approximately 2 horse lengths.
2. Posting trot on the left diagonal to B and in a half circle until even with B.
3. Change diagonals and trot until even with A.
4. Canter on the right lead in a half circle and until even with B.
5. Halt and back approximately one horse length.
6. Exit pattern at a sitting trot.

Follow the instructions of your ring steward.

Walk	-----
Trot	- - - - -
Extended Trot	-----
Canter	-----
Leg Yield	
Lead Change	↙ ↘
Back	← ← ← ← ←
Marker	(B)
Sidepass	← ← ← ← ←
Hand Gallop	-----

[HSE/1-56]

Pattern Provided by:

Judges

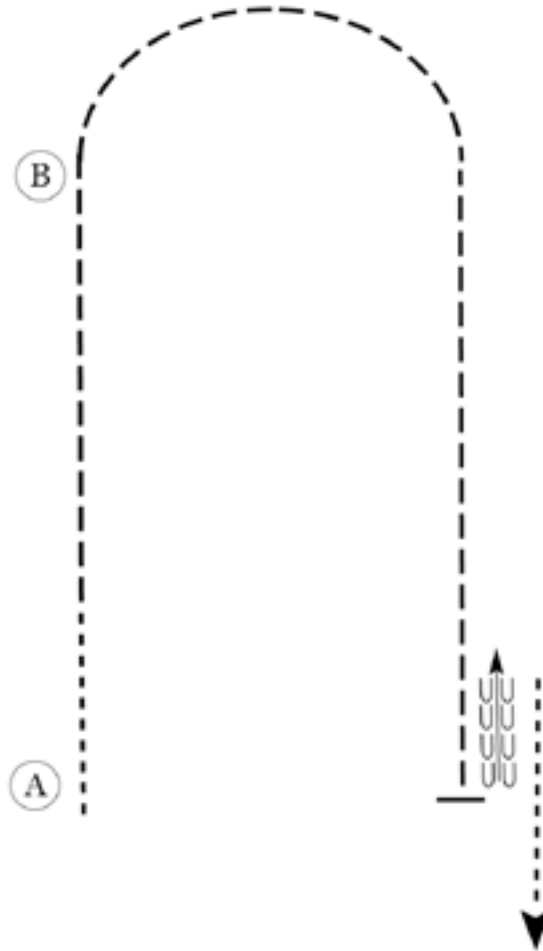
BWHA CLASSIC

Hunt Seat Equitation (Small Fry, L1 Amt W/T, L1 YA W/T)

Show Date: 07-14-2023

www.HorseShowPatterns.com

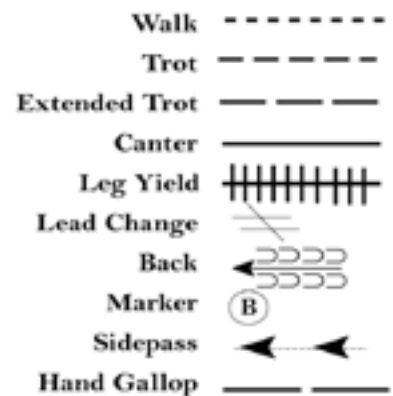
www.HorseShowPatterns.com



Be ready at A.

1. Walk approximately 2 horse lengths.
2. Posting trot on the left diagonal to B.
3. Sitting trot in a half circle until even with B.
4. Posting trot on the right diagonal until even with A.
5. Halt and back approximately one horse length.
6. Exit pattern at a walk.

Follow the instructions of your ring steward.



[HSE/WT-56]

Pattern Provided by:

Judges

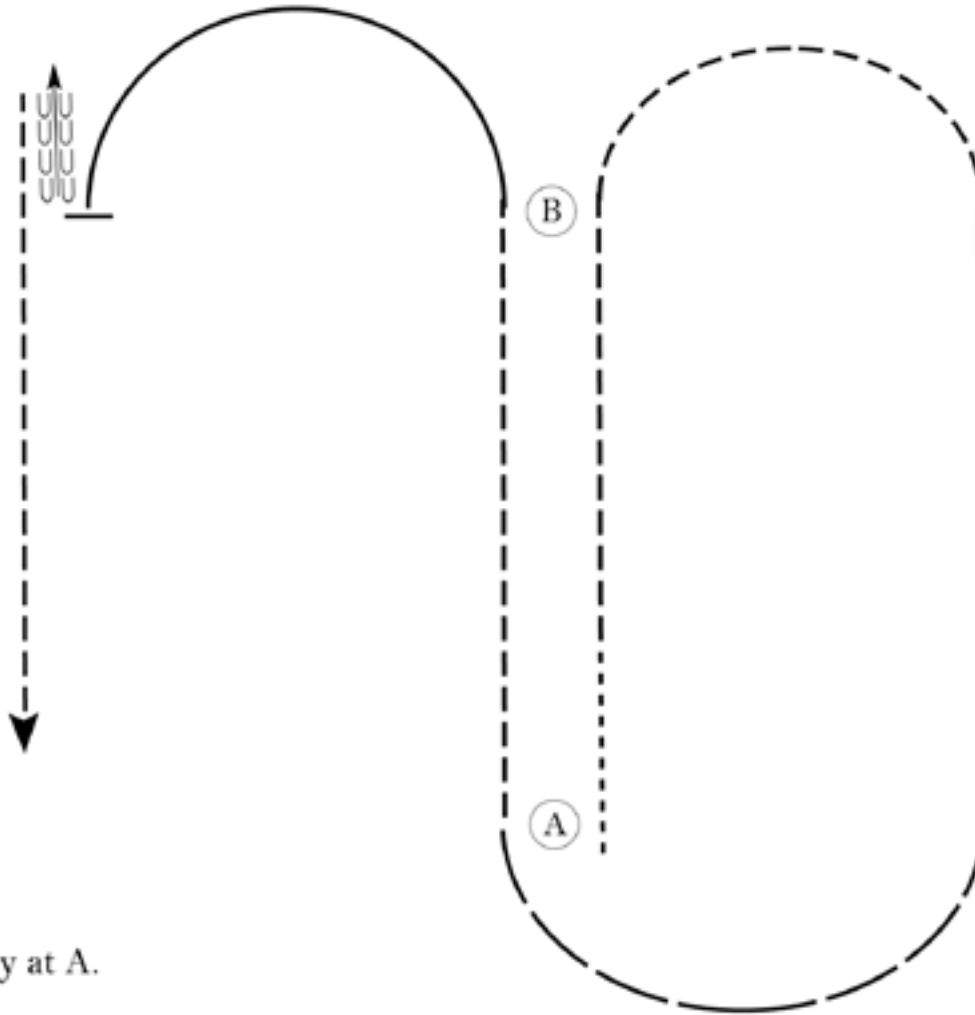
BWHA CLASSIC

Hunt Seat Equitation (YA 13&Under, YA 14-18, Amt Select, Amt)

Show Date: 07-14-2023

www.HorseShowPatterns.com

www.HorseShowPatterns.com



Be ready at A.

1. Walk approximately 2 horse lengths.
2. Posting trot on the left diagonal to B and in a half circle until even with B.
3. Canter on the right lead until even with A.
4. Hand gallop a half circle to A.
5. Posting trot on the right diagonal to B.
6. Left lead canter in a half circle until even with B.
7. Halt and back approximately one horse length.
8. Exit pattern at a sitting trot.

Walk	-----
Trot	- - - - -
Extended Trot	— — — — —
Canter	—————
Leg Yield	
Lead Change	↙ ↘
Back	←←←←←
Marker	ⓑ
Sidepass	← →
Hand Gallop	— — — — —

Follow the instructions of your ring steward.

[HSE/3-56]

Pattern Provided by:

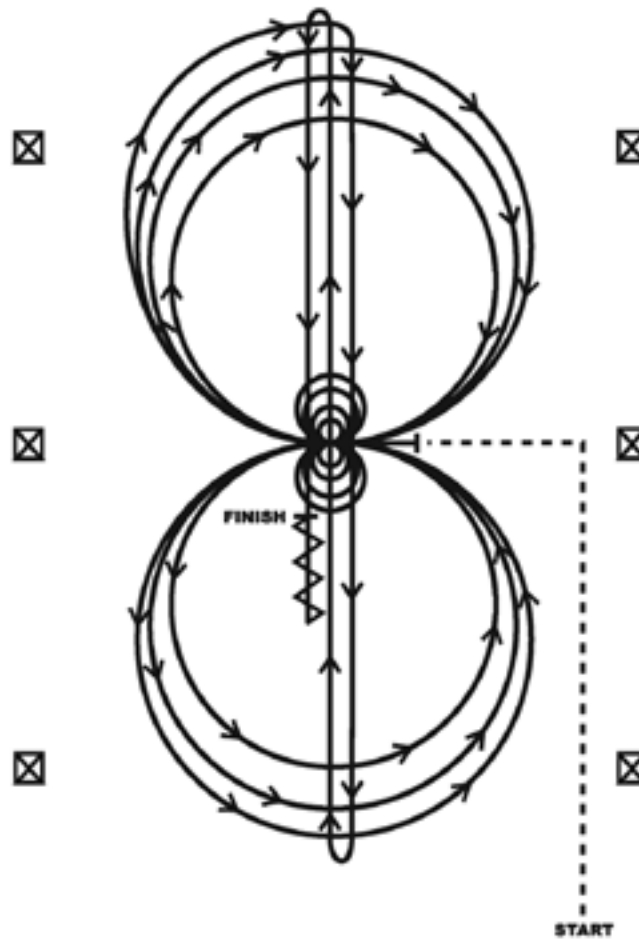
Judges

BWHA CLASSIC

Reining (Open, Amt, Youth)

Show Date: 07-14-2023

REINING PATTERN II



Horses must jog to the center of the arena. Horses must walk or stop prior to starting the pattern. Beginning at the center of the arena facing the left wall or fence.

1. Complete four spins to the left. Hesitate.
2. Complete four spins to the right. Hesitate.
3. Beginning on the right lead complete three circles to the right; the first circle small and slow; the next two circles large and fast. Change leads at the center of the arena.
4. Complete three circles to the left; the first circle small and slow; the next two circles large and fast. Change leads at the center of the arena.
5. Begin a large circle to the right, but do not close this circle. Run down the center of the arena past the end marker and do a right rollback—no hesitation.
6. Run up the middle to the opposite end of the arena past the end marker and do a left rollback—no hesitation.
7. Run past the center marker and do a sliding stop. Back up to the center of the arena or at least ten feet (three meters). Hesitate to demonstrate completion of the pattern.

[R/AQHAP-11]

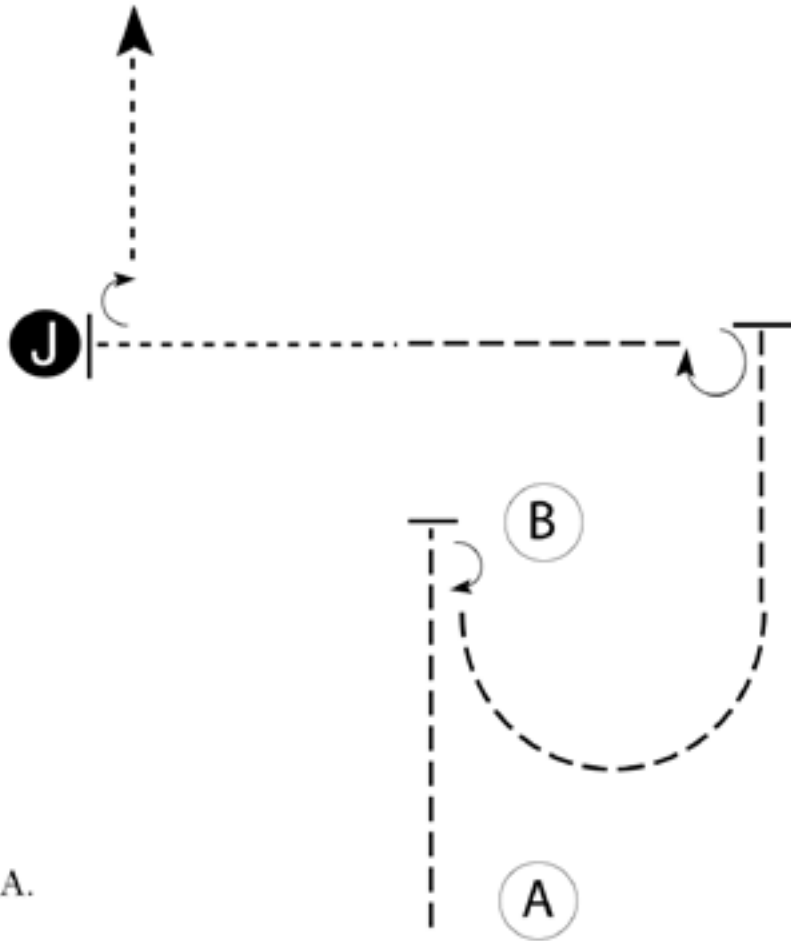
Pattern Provided by:

Judges

BWHA CLASSIC

Showmanship (L1 Amt, Amt Rookie, L1 YA, Rookie YA)

Show Date: 07-14-2023



Be ready at A.

1. Trot to B.
2. Stop and perform a 180 degree turn.
3. Trot a half circle, then trot straight until even Judge.
4. Perform a 270 degree turn.
5. Trot halfway to Judge then walk to Judge. Stop and set up for inspection.
6. When dismissed, turn 90 degrees and walk straight away.

Follow the instructions of your ring steward.

Walk
Trot	-----
Back	←=====
Marker	ⓑ
Judge	ⓙ

[S/1-69]

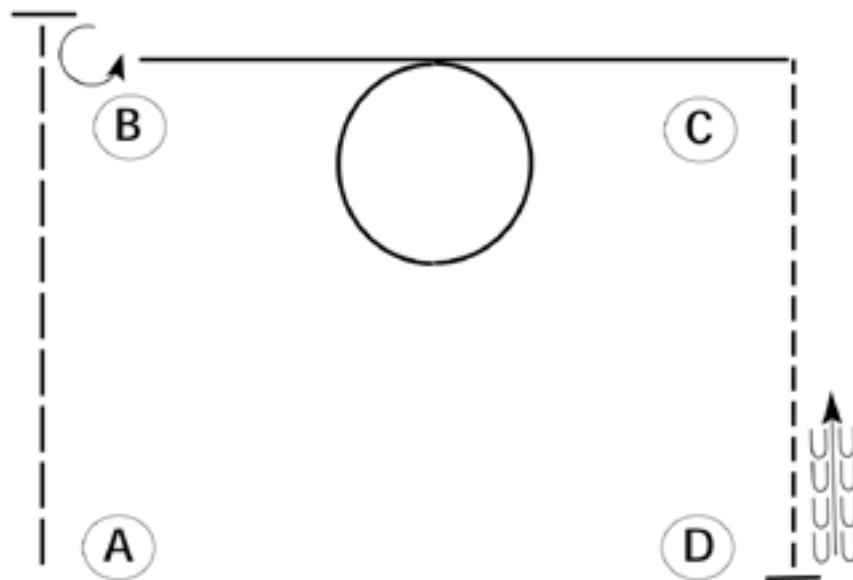
Pattern Provided by:

Judges

BWHA CLASSIC

Western Horsemanship (Level 1, L1 Amt, Amt Rookie, L1 Yth, Rookie Yth)

Show Date: 07-14-2023



Be ready at A.

1. Extended trot from A past B.
2. Stop past B and perform a 270 degree turn to the left.
3. Lope on the right lead halfway to C.
4. Perform a small, slow circle to the right.
5. Continue to lope past C.
6. Jog to D.
7. Stop and back approximately one horse length.

Follow the instructions of your ring steward.

Walk
Jog	-----
Extended Jog	-----
Lope	-----
Lead Change	-----
Back	←-----
Marker	(B)

[WH/1-89]

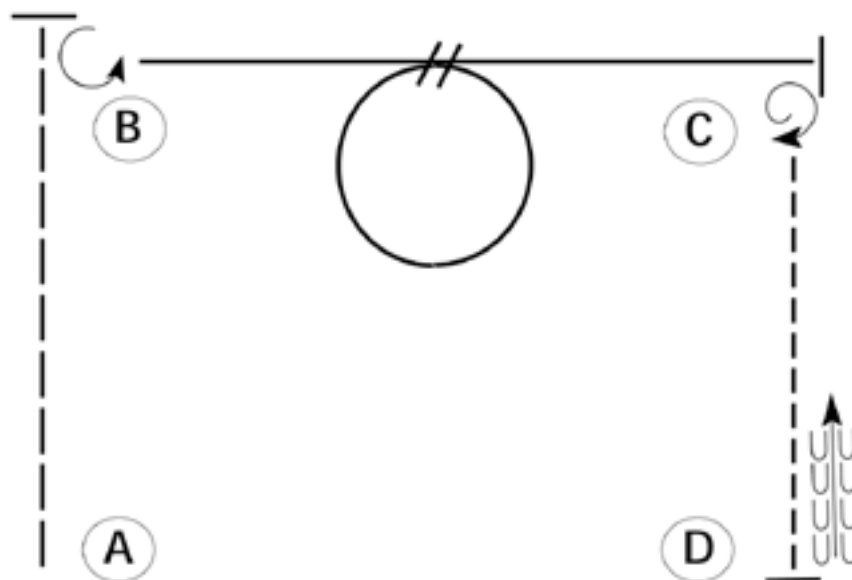
Pattern Provided by:

Judges

BWHA CLASSIC

Western Horsemanship (YA 13&Under, YA 14-18, Amt Select, Amt)

Show Date: 07-14-2023



Be ready at A.

1. Extended trot from A past B.
2. Stop past B and perform a 270 degree turn to the left.
3. Lope on the left lead halfway to C.
4. Change leads and perform a small, slow circle to the right.
5. Continue to lope past C and stop.
6. Perform a 1 1/4 turn to the right.
7. Jog to D.
8. Stop and back approximately one horse length.

Follow the instructions of your ring steward.

Walk
Jog	-----
Extended Jog	-----
Lope	-----
Lead Change	-----
Back	←←←←←
Marker	(B)

[WH/3-89]

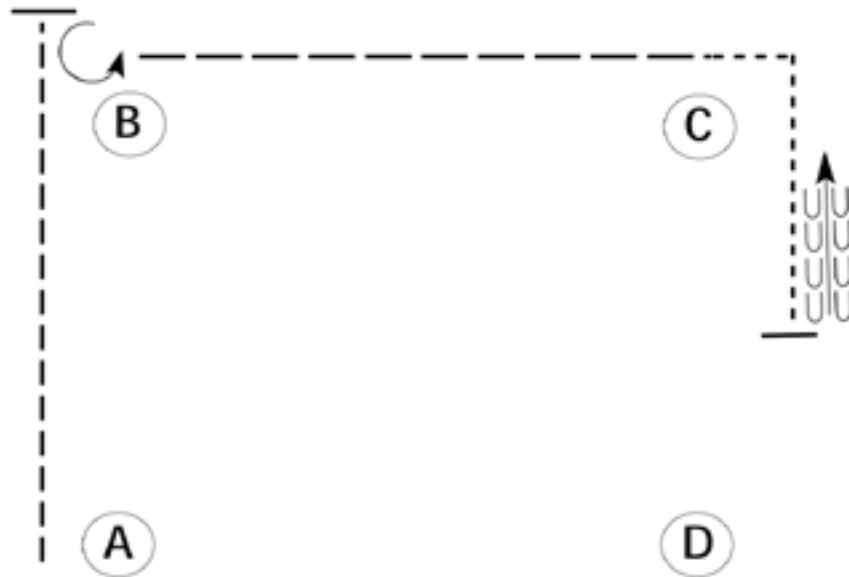
Pattern Provided by:

Judges

BWHA CLASSIC

Western Horsemanship (Small Fry, L1 Amt W/T, L1 YA W/T)

Show Date: 07-14-2023



Be ready at A.

1. Jog from A past B.
2. Stop past B and perform a 270 degree turn to the left.
3. Extended jog to C.
4. Break to a walk and walk around C and halfway to D.
5. Stop and back approximately one horse length.

Follow the instructions of your ring steward.

Walk	-----
Jog	- - - - -
Extended Jog	- - - - -
Lope	
Lead Change	⌘
Back	←
Marker	Ⓟ

[WH/WT-88]

Pattern Provided by:

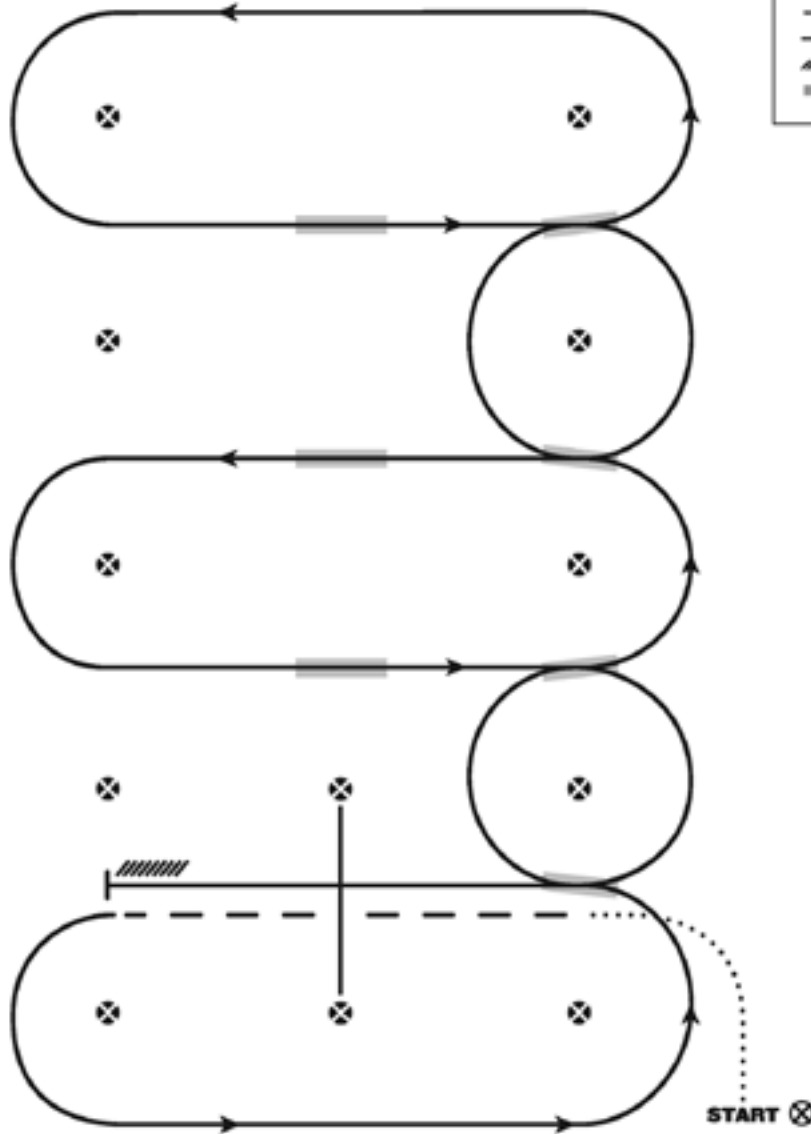

Judges

BWHA CLASSIC

Western Riding (Open, Amt, Youth)

Show Date: 07-14-2023

WESTERN RIDING - PATTERN 9



1. Walk at least 15 feet from start cone to the first marker, as drawn, transition to jog, jog over log.
2. Transition to the lope left lead
3. First line change
4. Second line change
5. Third line change
6. Fourth line change
7. First crossing change
8. Second crossing change
9. Third crossing change
10. Lope over log
11. Lope, stop & back

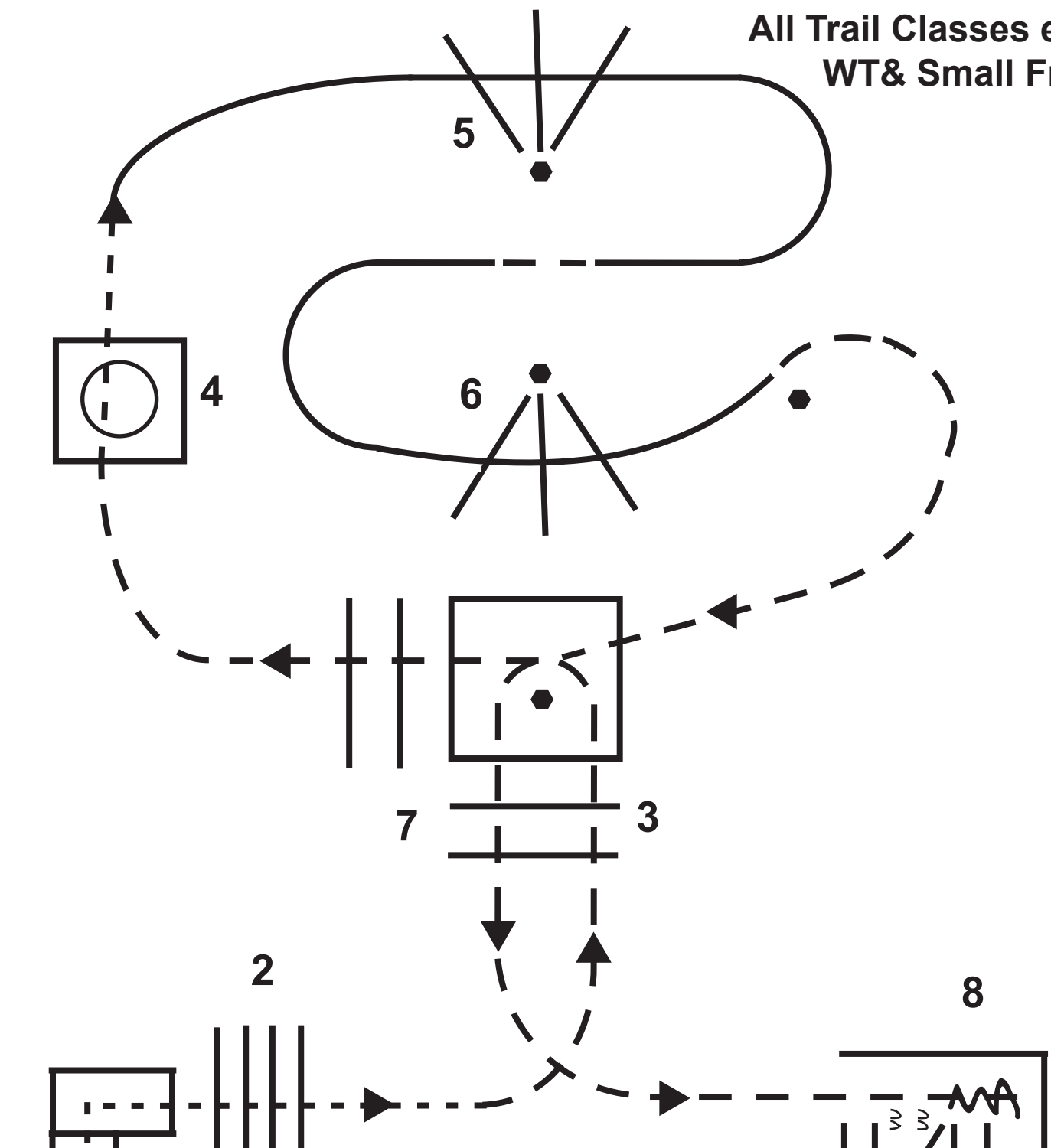
Revised 06-07-2021

[WR/OP-9]

Pattern Provided by:

Judges

All Trail Classes except
WT& Small Fry

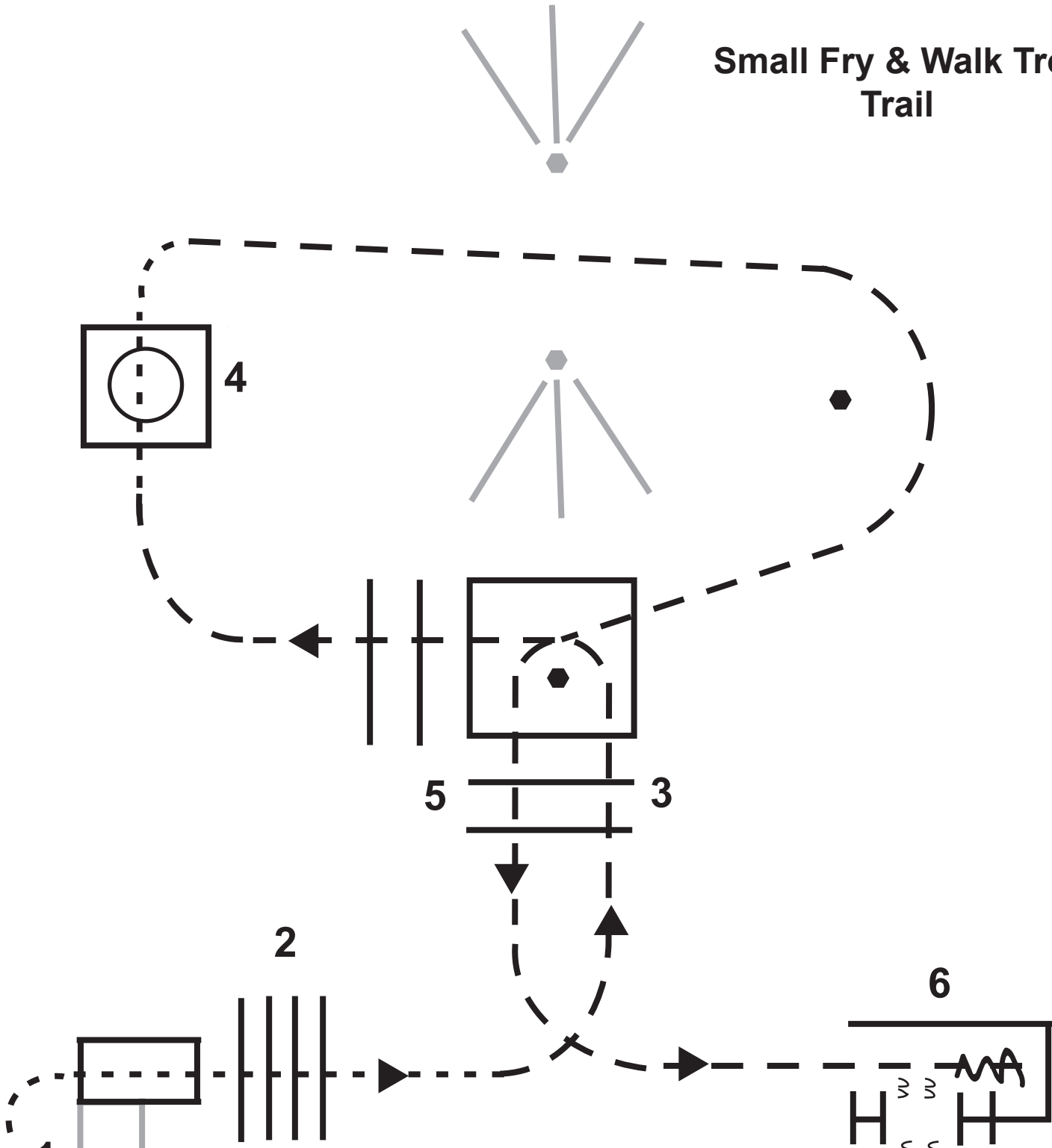


1. Bridges
2. Walk logs
3. Trot logs
4. 360 box either way (trot into box, walk out)
5. Right lead lope over
6. Simple or flying lead change left lead lope over
7. Trot logs
8. Trot into chute and back
9. Right hand gate

Start

Finish

Small Fry & Walk Trot Trail



1
Start

1. Walk Bridge
2. Walk logs
3. Trot logs
4. 360 box either way (walk in and out)
5. Trot logs
6. Trot into chute and back
7. Walk through open gate

7
Finish